







OPTIONAL ELEMENTS

			LEVANTE 2 LEAVES	LEVANTE 1 LEAF	LEVANTE TELESCOPIC 2+2 LEAVES	LEVANTE TELESCOPIC 1+1 LEAF
	CODE	DESCRIPTION				
	KPRO1L	Aluminum profile kit L = 4500 mm. Main beam profile, cover profile, rail profile, anti-vibration rubber profile	•	•		
	KPRO2L	Aluminum profile kit L = 7000 mm. Main beam profile, cover profile, rail profile, anti-vibration rubber profile	•	•		
	KPRO1LT	Kit of aluminium profiles L= 4500 mm. Profile for telescopic beam, profile for principal beam, profile for anodised cover, profile for rail, rubber anti-vibration profile			•	•
	KPRO2LT	Kit of aluminium profiles L= 7000 mm. Profile for telescopic beam, profile for principal beam, profile for anodised cover, profile for rail, rubber anti-vibration profile			•	
	PRO1	Belt (roll of 50 m)	•	•	•	•
	PRO2	Brush (roll of 25 m)	•	•	•	•
	PRO3	Upper adapter profile cut to size (€/m)	•	•	•	•
	PA021	Floor guide cut to size (€/m)	•	•	•	•
	PA024	Pivot with nylon block	•	•		
	LEV3	LED lighting kit L=max 4.5 m	•	•	•	•
	PRO4	Round belt for telescopic (30 m coil)			•	•
	LEV6	Pivot with nylon block for sliding of telescopic door leaf			•	•